







## Hunt Couplings Guide









## CONTENTS of this GUIDE

<b>SECTION 1</b>	OO Gauge Elite Couplings for Locos, Coaches & Wagons with NEM Sockets	Page 3
	OO Gauge Elite Couplings for HSTs and Specific Coaching Stock	Page 7
	OO Gauge Elite Couplings for other fittings such as Rivet Sockets, Clip and Screw Fit Types	Page 13
	OO Gauge Elite Couplings for Specific Wagon Types	Page 17
	OO Gauge Elite for Multiple Units, APT and Special Fitments such as V-Trains	Page 19
	OO Gauge NEM Sockets	Page 23
	OO Gauge Elite Couplings with Mini Ploughs	Page 26
	OO Gauge Elite Couplings for replacing Moulded Types	Page 28
	OO Gauge Elite Couplings for Hornby Rocket, Lion, Tiger & L&MR Coaches/Wagons	Page 34
<b>SECTION 2</b>	N Gauge Elite Couplings for Locos, Coaches & Wagons with NEM & Spring Sockets	Page 35
	N Gauge Elite Couplings for HSTs, Multiple Units and Coaches	Page 36
	N Gauge Elite Couplings for Specific Wagons	Page 38
<b>SECTION 3</b>	TT:120 Scale Elite Couplings for Locos, Coaches and Wagons with NEM Sockets	Page 40
	TT:120 Scale Elite Couplings for HSTs	Page 41
<b>SECTION 4</b>	OO-9 Scale Elite Couplings for Lilliput Screw Sockets & Roco/Graham Farish Box Sockets	Page 42
	OO-9 Scale Elite Couplings for Locos, Coaches & Wagons with NEM Sockets	Page 43
	OO-9 Scale NEM Sockets	Page 43
<b>SECTION 5</b>	HO Scale Elite Couplings for Roco, Fleishmann & Lima Locos and Rolling Stock	Page 44







Description	Product Code	Product Pictures	Diagrams / Lengths	Notes / Application
OO Gauge Elite Standard Coupling for NEM Sockets	4WH0300643		<p>OO Gauge Elite Standard Coupling for NEM Sockets - 4WH0300643</p>  <p>Coupling face to NEM pocket</p>	<p><b>S</b> mark on coupling top face</p> <p>Standard – 12.5mm from NEM 362 pocket face to magnet face</p> <p>Suitable for locomotives and rolling stock that require straight NEM couplings.</p>
OO Gauge Elite Intermediate Coupling for NEM Sockets	4WH0300642		<p>OO Gauge ELITE Intermediate Couplings for NEM Sockets - 4WH0300642</p>  <p>Coupling face to NEM pocket</p>	<p><b>I</b> mark on coupling top face</p> <p>Intermediate – 11.7mm from NEM 362 pocket face to magnet face</p> <p>Suitable for locomotives and rolling stock that require straight NEM couplings.</p>
OO Gauge Elite <b>** PIVOTING **</b> Intermediate for NEM Sockets	4WH0300640		<p>OO Gauge ELITE - Pivoting Intermediate For NEM Sockets - 4WH0300640</p>  <p>Coupling face to NEM pocket</p>	<p>Smooth coupling top face</p> <p>Intermediate – 11.7mm from NEM 362 pocket face to magnet face</p> <p>Suitable for locomotives and rolling stock with straight NEM couplings where extra freedom of movement on curves is required.</p>

Please refer to the 'Fitting Guide for Hunt Coupling's, this is available to download at <https://westhillwagonworks.com/>







Description	Product Code	Product Pictures	Diagrams / Lengths	Notes / Application
OO Gauge Elite Close Coupling for NEM Sockets	4WH0300641		<p>OO Gauge ELITE Close Couplings for NEM Sockets - 4WH0300641</p>  <p>Coupling face to NEM pocket</p>	<p><b>C</b> mark on coupling top face</p> <p>Close – 9.5mm from NEM 362 pocket face to magnet face</p> <p>Suitable for locomotives and rolling stock that require straight NEM couplings.</p>
OO Gauge Elite ** PIVOTING ** Close for NEM Sockets	4WH0300666		<p>OO Gauge ELITE - Pivoting Close For NEM Sockets - 4WH0300666</p>  <p>Coupling face to NEM pocket</p>	<p><b>C</b> mark on coupling top face</p> <p>Close – 10mm from NEM 362 pocket face to magnet face</p> <p>Suitable for locomotives and rolling stock with straight NEM couplings where extra freedom of movement on curves is required.</p>
OO Gauge Elite **BUCKEYE** Close Coupling for NEM Sockets	4WH0300713		<p>OO Gauge ELITE **BUCKEYE** - Close For NEM Sockets - 4WH0300713</p>  <p>Coupling face to NEM pockets</p>	<p>Buckeye Coupler Representation</p> <p>● mark on coupling top face</p> <p>Close – 9.5mm from NEM 362 pocket face to magnet face</p> <p>Ideal for coaches Mk1 and Mk2 coaches that require straight NEM couplings.</p>

Please refer to the 'Fitting Guide for Hunt Coupling's, this is available to download at <https://westhillwagonworks.com/>











Description	Product Code	Product Pictures	Diagrams / Lengths	Notes / Application
OO Gauge Elite **STEPPED**  Close Coupling  for NEM Sockets	4WH0300649		<p>OO Gauge ELITE - Close **STEPPED** Couplings for NEM - 4WH0300649</p>  <p>Coupling face to NEM pocket</p>	<p><b>C</b> mark on coupling top face</p> <p>Close – 9.5mm from NEM 362 pocket face to magnet face</p> <p>Suitable for locomotives and rolling stock that require a 'Stepped' NEM coupling.</p>
OO Gauge Elite  Extra Close Coupling  for NEM Sockets	4WH0300627		<p>OO Gauge ELITE Extra Close Couplings for NEM Sockets - 4WH0300627</p>  <p>Coupling face to NEM pocket</p>	<p><b>XC</b> mark on coupling top face</p> <p>Extra-Close – 8.5mm from NEM 362 pocket face to magnet face</p> <p>Suitable for locomotives and rolling stock that require straight NEM couplings.</p>
OO Gauge Elite  Ultra Close Coupling  for NEM Sockets	4WH0300644		<p>OO Gauge ELITE Ultra Close Couplings for NEM Sockets - 4WH0300644</p>  <p>Coupling face to NEM pocket</p>	<p><b>X</b> mark on coupling top face</p> <p>Ultra-Close – 7.5mm from NEM 362 pocket face to magnet face</p> <p>Suitable for locomotives and rolling stock that require straight NEM couplings.</p>

Please refer to the 'Fitting Guide for Hunt Coupling's, this is available to download at <https://westhillwagonworks.com/>







Description	Product Code	Product Pictures	Diagrams / Lengths	Notes / Application
<b>OO Gauge Elite</b> <b>**STEPPED**</b>  Ultra Close Coupling  for NEM Sockets	4WH0300636		 <p>OO Gauge ELITE - Ultra Close <b>**STEPPED**</b> Couplings for NEM - 4WH0300636</p> <p>7.5mm 7.5mm</p> <p>Coupling face to NEM pocket</p>	<b>✕</b> mark on coupling top face  Ultra-Close – 7.5mm from NEM 362 pocket face to magnet face  Suitable for locomotives and rolling stock that require a 'Stepped' NEM coupling.
<b>OO Gauge Elite</b>  Mk1/Mk2 Pullman  Stepped Close Coupling  for NEM Sockets	4WH0300612		 <p>OO Gauge ELITE Mk1/Mk2 Pullman Stepped Close Couplings for NEM Sockets - 4WH0300612</p> <p>11.4mm 11.4mm</p> <p>Coupling face to NEM pocket</p>	<b>P</b> mark on coupling top face  Close Coupling for Bachmann coaches that require a 'Stepped' coupling.
<b>OO Gauge Elite</b> <b>**BUCKEYE**</b>  Mk1/Mk2 Pullman  Stepped Close Coupling  for NEM Sockets	4WH0300714		 <p>OO Gauge ELITE <b>**BUCKEYE**</b> Mk1/Mk2 Pullman Stepped Close Couplings for NEM Sockets - 4WH0300714</p> <p>11.4mm 11.4mm</p> <p>Coupling face to NEM pocket</p>	Buckeye Coupler Representation  <b>P</b> mark on coupling top face  Close Coupling for Bachmann coaches that require a 'Stepped' coupling.

Please refer to the 'Fitting Guide for Hunt Coupling's, this is available to download at <https://westhillwagonworks.com/>

Description	Product Code	Product Pictures	Diagrams / Lengths	Notes / Application
OO Gauge Elite Close Coupling for Oxford Mk3 Coaches	4WH0300637		<p>OO Gauge ELITE - Close Coupling for Oxford Mk3 Coaches - 4WH0300637</p>  <p>Coupling face to NEM socket</p>	<p>Special couplers for close coupling of Oxford Mk3 coaching stock</p> <p><b>OX</b> mark on coupling top face of coupling shank</p>
OO Gauge Elite <b>**BUCKEYE**</b>  Pack for HST Set  Close Coupling  for NEM Sockets	4WH0300708		<p>OO Gauge ELITE <b>**BUCKEYE**</b> Pack for HST Sets with NEM Couplings - 4WH0300708</p>  <p>POWER CAR</p>  <p>Mk3 HST Coaches</p> <p>Coupling face to NEM pockets</p>	<p>Buckeye Coupler Representation</p> <p><b>C</b> mark on coupling top face of the coach couplings</p> <p>For HSTs where the coaches are fitted with NEM couplings</p> <ul style="list-style-type: none"> <li>• 1 Pair Power Car Couplings</li> <li>• 8 Pairs for Coaches</li> </ul>
OO Gauge Elite  Pack for HST Set with Hornby Mk3 Sliding Door Coaches	4WH0300634		<p>OO Gauge ELITE - Pack for HST Set with Hornby Mk3 Sliding Door Coaches - 4WH0300634</p>  <p>POWER CAR</p>  <p>Mk3 Coaches (Sliding Doors)</p> <p>Coupling face to NEM pockets</p>	<p>Special SD couplers for close coupling of a Sliding Door stock HST set</p> <p><b>SD</b> mark on coupling top face</p> <ul style="list-style-type: none"> <li>• 1 Pair Power Car Couplings</li> <li>• 8 Pairs for Coaches</li> </ul>







Please refer to the 'Fitting Guide for Hunt Coupling's, this is available to download at <https://westhillwagonworks.com/>









Description	Product Code	Product Pictures	Diagrams / Lengths	Notes / Application
<b>OO Gauge Elite</b> <b>**BUCKEYE**</b>  Intermediate Coupling Pack for HST Set  for Clip Sockets	4WH0300716		<p>OO Gauge ELITE <b>**BUCKEYE**</b> Intermediate Couplings Pack For HST Set with CLIP Coupling - 4WH0300716</p> 	<b>Buckeye Coupler Representation</b>  Intermediate Coupling  For HSTs where the coaches are fitted with the older style Clip fit type couplings  <ul style="list-style-type: none"> <li>• 1 Pair Power Car Couplings</li> <li>8 Pairs for Coaches</li> </ul>
<b>OO Gauge Elite</b> <b>**BUCKEYE**</b>  Close Coupling Pack for HST Set  for Clip Sockets	4WH0300715		<p>OO Gauge ELITE <b>**BUCKEYE**</b> Close Couplings Pack For HST Set with CLIP Coupling - 4WH0300715</p> 	<b>Buckeye Coupler Representation</b>  Close Coupling  For HSTs where the coaches are fitted with the older style Clip fit type couplings  <ul style="list-style-type: none"> <li>• 1 Pair Power Car Couplings</li> <li>• 8 Pairs for Coaches</li> </ul>
<b>OO Gauge Elite</b> <b>**BUCKEYE**</b>  Additional Pair of HST Powercar couplings  for NEM Sockets	4WH0300709		<p>Additional Pair of HST Powercar "Buckeye" OO ELITE Couplings - 4WH0300709</p> 	<b>Buckeye Coupler Representation</b>  <ul style="list-style-type: none"> <li>• 1 Pair Power Car Couplings</li> </ul> For HST Power Cars fitted with low mounted NEM sockets

Please refer to the 'Fitting Guide for Hunt Coupling's, this is available to download at <https://westhillwagonworks.com/>


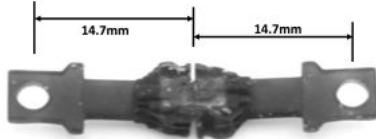

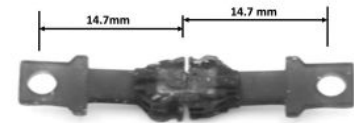




Description	Product Code	Product Pictures	Diagrams / Lengths	Notes / Application
<b>OO Gauge Elite</b>  Additional Pair of HST Powercar couplings for sets with Hornby Mk3 Sliding Door coaches for NEM Sockets	4WH0300614		OO Gauge ELITE - Additional Powercar Couplings For Mk3 Sliding Door Powercars - 4WH0300614   Coupling face to NEM pocket	Special SD couplers for Sliding Door stock  <ul style="list-style-type: none"> <li>• 1 Pair Power Car Couplings</li> </ul> For HST Power Cars fitted with low mounted NEM sockets
<b>OO Gauge Elite</b>  Coupling Pack For Buffered Hornby HST Powercars	4WH0300653		OO Gauge ELITE – Buffer Fitted HST Power Cars - 4WH0300653   NEM Socket for Power Car (Front) Intermediate Coupling Power Car (Front) Power Car (Rear) Couplings NEM Socket for Power Car (Front)	Special Coupling Pack for the Hornby HST buffer fitted Powercars. Pack includes Couplings for 1 pair of Power Cars:- <ul style="list-style-type: none"> <li>• 2 Couplings for the rear of the power cars.</li> <li>• 2 Couplings for the front.</li> <li>• 2 Clip-on NEM Sockets</li> </ul>
<b>OO Gauge Elite</b>  Class 91 & Mk4 Coaches  Original Tooling ( <i>non-NEM</i> )	4WH0300622		OO Gauge ELITE - Class 91 & Mk4 Coaches - 4WH0300622   MK4 Coaches ( <i>original non-NEM</i> ) DVT ( <i>original non-NEM</i> ) Class 91 ( <i>original non-NEM</i> ) Coupling face to Hole Centre	Special Coupling Pack for the Original Tooling Non-NEM fitting includes:- <ul style="list-style-type: none"> <li>• Elite Coupling or Class 91 with Shroud</li> <li>• 16 x Elite Couplings for 8 Mk4 Coaches</li> <li>• Elite Coupling for Mk4 DVT</li> </ul>

Please refer to the 'Fitting Guide for Hunt Coupling's, this is available to download at <https://westhillwagonworks.com/>







Description	Product Code	Product Pictures	Diagrams / Lengths	Notes / Application
OO Gauge Elite  Class 91 & Mk4 DVT only  Original Tooling ( <i>non-NEM</i> )	4WH0300623		<p>OO Gauge ELITE - Class 91 &amp; Mk4 DVT only - 4WH0300623</p> 	<p>Special Pack for the Original Tooling Non-NEM 362 fitting includes –</p> <ul style="list-style-type: none"> <li>• 1 x Elite Coupling For Class <b>91</b> with Shroud</li> <li>• 1 x ELITE Coupling For Mk4 <b>DVT</b></li> </ul>
OO Gauge Elite  Class 91 & Mk4 Coaches  (2022 Release with NEM sockets)	4WH0300630		<p>OO Gauge ELITE - Class 91 &amp; Mk4 Coaches (2022 Release) - 4WH0300630</p> 	<p>Special NEM Coupling Pack includes:-</p> <ul style="list-style-type: none"> <li>• Elite Coupling or Class <b>91</b> with Shroud</li> <li>• 18 x Elite Couplings for 9 Mk4 Coaches</li> <li>• Elite Coupling for Mk4 <b>DVT</b></li> </ul>
OO Gauge Elite  Class 91 & Mk4 DVT only  (2022 Release with NEM sockets)	4WH0300631		<p>OO Gauge ELITE - Class 91 &amp; Mk4 DVT only (2022 Release) - 4WH0300631</p> 	<p>Special NEM Pack includes –</p> <ul style="list-style-type: none"> <li>• 1 x Elite Coupling For Class <b>91</b> with Shroud</li> <li>• 1 x ELITE Coupling For Mk4 <b>DVT</b></li> </ul>

Please refer to the 'Fitting Guide for Hunt Coupling's, this is available to download at <https://westhillwagonworks.com/>

Description	Product Code	Product Pictures	Diagrams / Lengths	Notes / Application
OO Gauge Elite <b>**BUCKEYE**</b> Dapol/Airfix Mk2 Coaches  Close Coupling  for Clip Sockets	4WH0300712		OO Gauge ELITE <b>**BUCKEYE**</b> Close Clip Couplings for Dapol/Airfix Mk2 Coaches - 4WH0300712   14.7mm 14.7mm  Coupling face to centre of mounting hole	Buckeye Coupler Representation  14.7mm from mounting hole centre to magnet face
OO Gauge Elite <b>**BUCKEYE**</b> Couplings for Hornby MK2D Coaches  Close Coupling  for Clip Sockets	4WH0300717		OO Gauge ELITE <b>**BUCKEYE**</b> - Close Clip Couplings for Hornby MK2D - 4WH0300717   14.7mm 14.7mm  Coupling face to centre of mounting holes	Buckeye Coupler Representation  14.7mm from mounting hole centre to magnet face  For Mk2D coaches that are fitted with the older style Clip fit type couplings
OO Gauge Elite <b>**BUCKEYE**</b>  Couplings for Hornby Pullman Coaches  Close Coupling for Clip Sockets	4WH0300702		OO Gauge ELITE <b>**BUCKEYE**</b> Close Clip Couplings for Hornby Pullman Coaches - 4WH0300702   15.8mm 15.8mm  Coupling face to centre of mounting hole	Buckeye Coupler Representation  15.8mm from mounting hole centre to magnet face  <i>Note:- these are not suitable for the newer Hornby Type K Pullman Coaches, use Close NEM.</i>







Please refer to the 'Fitting Guide for Hunt Coupling's, this is available to download at <https://westhillwagonworks.com/>









Description	Product Code	Product Pictures	Diagrams / Lengths	Notes / Application
<p>OO Gauge <i>ELITE-EXTRA</i></p> <p>Dellner Couplings for Accurascale Mk5 Coaches</p> <p>Close Coupling For NEM Sockets</p>	4WH0300718		<p>OO Gauge ELITE EXTRA Dellner Close NEM Couplings for Accurascale Mk5 Coaches - 4WH0300718</p> 	<p>Special couplers for close coupling of the Accurascale Mk5 coaching stock</p> <p>ELITE-EXTRA couplings have extra strength for use when coupling heavier or longer rakes of vehicles.</p>
<p>OO Gauge Elite</p> <p>Couplings for Accurascale Mk1 Suburban Coaches</p> <p>Close Coupling for NEM Sockets</p>	4WH0300679		<p>OO Gauge ELITE Close NEM Couplings for Accurascale Mk1 Suburban Coaches - 4WH0300679</p> 	<p>Special couplers for close coupling of the Accurascale 57' Suburban Coaching Stock</p>
<p>OO Gauge Elite</p> <p>Couplings for Dapol GWR Toplight Mainline City Coaches</p> <p>Close Coupling for NEM Sockets</p>	4WH0300680		<p>OO Gauge ELITE Close NEM Couplings for Dapol GWR Toplight Mainline City Coaches - 4WH0300680</p> 	<p>Special couplers for close coupling of the Dapol GWR Toplight Mainline City Coaching Stock</p>

Please refer to the 'Fitting Guide for Hunt Coupling's, this is available to download at <https://westhillwagonworks.com/>









Description	Product Code	Product Pictures	Diagrams / Lengths	Notes / Application
OO Gauge Elite Intermediate Couplings for Hornby/Triang Riveted Socket	4WH0300632		<p>OO Gauge ELITE - Intermediate Couplings for Hornby/Triang Riveted Socket - 4WH0300632</p>  <p>Coupling face to rivet hole centre</p>	<p>Intermediate Couplings for fitting to Hornby/Triang rolling stock after removal of the rivet holding the original coupling</p> <p>These couplings simply click into place in the rivet hole</p>
OO Gauge Elite Close Couplings for Hornby/Triang Riveted Socket	4WH0300633		<p>OO Gauge ELITE - Close Couplings for Hornby/Triang Riveted Socket - 4WH0300633</p>  <p>Coupling face to rivet hole centre</p>	<p>Close Couplings for fitting to Hornby/Triang rolling stock after removal of the rivet holding the original coupling</p>
OO Gauge Elite Intermediate Pivoting for Hornby/Triang Riveted Socket	4WH0300648		<p>OO Gauge ELITE - Pivoting Intermediate Couplings for Hornby/Triang Riveted Socket - 4WH0300648</p>  <p>Coupling face to rivet hole centre</p>	<p>Intermediate Couplings for fitting to Hornby/Triang rolling stock after removal of the rivet holding the original coupling</p> <p>Suitable for locomotives and rolling stock where extra freedom of movement on curves is required.</p>

Please refer to the 'Fitting Guide for Hunt Coupling's, this is available to download at <https://westhillwagonworks.com/>







Description	Product Code	Product Pictures	Diagrams / Lengths	Notes / Application
OO Gauge Elite  Pivoting Couplings For Hornby/Lima PGA Wagons	4WH0300646		<p>OO Gauge ELITE - Pivoting Couplings For Hornby / Lima PGA Wagons - 4WH0300646</p>  <p>Coupling face to centre of mounting holes</p>	Special pivoting couplings designed to clip fit into the Lima coupling sockets such as those fitted to PGA Hopper Wagos
OO Gauge Elite  Close Couplings for Screw Type fitting	4WH0300645		<p>OO Gauge ELITE – Close Screw Type Couplings - 4WH0300645</p>  <p>Coupling face to centre of mounting holes</p>	<p>Screw type fitting</p> <p>11.7mm from mounting hole centre to magnet face</p> <p>Suitable for screw fitted couplings, for example Hornby, Replica, Mainline and other older locomotives and rolling stock.</p>
OO Gauge Elite  Extra Close Couplings for Screw Type fitting	4WH0300659		<p>OO Gauge ELITE – Extra Close Screw Type Couplings - 4WH0300659</p>  <p>Coupling face to centre of mounting holes</p>	<p><b>XC</b> mark on coupling top face</p> <p>Screw type fitting</p> <p>9.5mm from mounting hole centre to magnet face</p> <p>Suitable for screw fitted couplings, for example Hornby, Replica, Mainline and other older locomotives and rolling stock.</p>

Please refer to the 'Fitting Guide for Hunt Coupling's, this is available to download at <https://westhillwagonworks.com/>

Description	Product Code	Product Pictures	Diagrams / Lengths	Notes / Application
<p>OO Gauge Elite ** PIVOTING **</p> <p>Intermediate for Screw Type fitting</p>	4WH0300638		<p>OO Gauge ELITE - Pivoting Intermediate Screw Type Couplings - 4WH0300638</p>  <p>Coupling face to centre of mounting holes</p>	<p>Screw type fitting</p> <p>12.7mm from mounting hole centre to magnet face</p> <p>Suitable for screw fitted couplings, for example Hornby, Replica, Mainline and other older locomotives and rolling stock where extra freedom of movement on curves is required.</p>
<p>OO Gauge Elite</p> <p>Close Coupling for Clip Sockets</p>	4WH0300647		<p>OO Gauge ELITE – Close Couplings for Clip Socket - 4WH0300647</p>  <p>Coupling face to centre of mounting hole</p>	<p>■ mark on coupling top face</p> <p>16mm from mounting hole centre to magnet face</p>
<p>OO Gauge Elite</p> <p>Extra-Close Coupling for Clip Sockets</p>	4WH0300651		<p>OO Gauge ELITE – Extra Close Couplings for Clip Socket - 4WH0300651</p>  <p>Coupling face to centre of mounting hole</p>	<p><b>XC</b> mark on coupling top face</p> <p>15mm from mounting hole centre to magnet face</p>










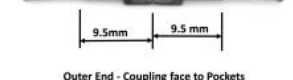
Please refer to the 'Fitting Guide for Hunt Coupling's, this is available to download at <https://westhillwagonworks.com/>



Description	Product Code	Product Pictures	Diagrams / Lengths	Notes / Application
OO Gauge Elite Close Coupling Open-End for Clip Sockets	4WH0300665		<p>OO Gauge ELITE – Close Couplings for Open End Clip Socket - 4WH0300665</p>  <p>Coupling face to centre of mounting hole</p>	<p>■ mark on coupling top face</p> <p>16mm from mounting hole centre to magnet face</p>
OO Gauge Elite <b>**BUCKEYE**</b> Intermediate Coupling for Centreset Shank fitting	4WH0300711		<p>OO Gauge ELITE - <b>**BUCKEYE**</b> Intermediate Coupling for Centreset Shank - 4WH0300711</p>  <p>Coupling face to centre of mounting hole</p>	<p>Knuckle Coupler Representation</p> <p>14.5mm from mounting hole centre to magnet face</p>
OO Gauge Elite <b>**BUCKEYE**</b> Ultra Close Coupling for Centreset Shank fitting	4WH0300706		<p>OO Gauge ELITE - <b>**BUCKEYE**</b> Ultra Close Coupling – Couplings for Centreset Shank - 4WH0300706</p>  <p>Coupling face to centre of mounting hole</p>	<p>Knuckle Coupler Representation</p> <p>12.8mm from mounting hole centre to magnet face</p>

Please refer to the 'Fitting Guide for Hunt Coupling's, this is available to download at <https://westhillwagonworks.com/>









Description	Product Code	Product Pictures	Diagrams / Lengths	Notes / Application
OO Gauge Elite  Coupling Pack for Bachmann FFA/FGA Wagons	4WH0300616		<p>OO Gauge ELITE - Coupling Pack for Bachmann FFA/FGA Wagons - 4WH0300616</p> <p>Outer End Coupling</p>  <p>INNER Drawbar</p>  <p>Coupling face to pockets</p>	<p>Special set for INNER drawbars and OUTER end of the Bachmann FFA/FGA wagons</p> <p><b>I</b> mark on coupling top face of OUTER Wagon couplings</p>
OO Gauge Elite  Coupling Pack for Bachmann Intermodal Wagons	4WH0300617		<p>OO Gauge ELITE - Coupling Pack For Bachmann Intermodal Wagons - 4WH0300617</p> <p>INNER Drawbar</p>  <p>OUTER Wagon End</p>  <p>Coupling face to pockets</p>	<p>Special set for INNER drawbars and OUTER end of the Bachmann Intermodal wagons</p> <p><b>C</b> mark on coupling top face of OUTER Wagon couplings</p>
OO Gauge Elite  Coupling Pack for DAPOL MRA/MRC Wagons	4WH0300615		<p>OO Gauge ELITE - Coupling Pack For DAPOL MRA/MRC Wagons - 4WH0300615</p> <p>INNER Drawbar</p>  <p>Overall length</p>  <p>Outer End - Coupling face to Pockets</p> 	<p>Special set for INNER drawbars and OUTER end of Dapol MRA/MRC wagons</p> <p><b>C</b> mark on coupling top face of OUTER Wagon couplings</p>

Please refer to the 'Fitting Guide for Hunt Coupling's, this is available to download at <https://westhillwagonworks.com/>







Description	Product Code	Product Pictures	Diagrams / Lengths	Notes / Application
OO Gauge Elite  Coupling Pack for Dapol Megafret Wagons	4WH0300624		<p>OO Gauge ELITE - Dapol Megafret Wagons - 4WH0300624</p> <p>Coupling face to Hole Centre</p> <p>Inner Drawbars 10 mm 10 mm</p>  <p>Outer Ends of Wagon 9.5mm 9.5mm</p>  <p>Coupling face to NEM Pocket</p>	<p>Special Pack includes –</p> <ul style="list-style-type: none"> <li>• 5 Pairs for NEM Draw Bars Between Wagons</li> <li>• 5 Pairs of Elite <b>C</b> Close for the ends of the Wagons</li> </ul>
OO Gauge Elite  Dapol FEA-B "Spine" Wagons	4WH0300625		<p>OO Gauge ELITE - Dapol FEA-B "Spine" Wagons - 4WH0300625</p> <p>Inner Wagon Drawbar</p>  <p>11.5mm 11.5mm Coupling face to Hole Centre</p> <p>Outer Wagon Coupling</p>  <p>11.7mm 11.7mm Coupling face to NEM Pocket</p>	<p>Special Pack includes –</p> <ul style="list-style-type: none"> <li>• 5 Pairs for NEM Draw Bars between inner ends of Wagons</li> <li>• 5 Pairs of <b>I</b> Intermediate Elite for the outer ends of the Wagons</li> </ul>
OO Gauge Elite <b>**BUCKEYE**</b>  Dapol JHA O&K Wagons	4WH0300710		<p>OO Gauge ELITE - <b>**BUCKEYE**</b> Dapol JHA O&amp;K Wagons - 4WH0300710</p> <p>Outer rake end couplings</p>  <p>11.7mm 11.7mm</p>  <p>12.7mm 12.7mm</p> <p>Inner couplings within rake Coupling face to wagon socket</p>	<p>This pack includes:-</p> <ul style="list-style-type: none"> <li>• 8 Pairs of a Special couplings designed for inner ends of the Dapol JHA Hopper Wagons</li> <li>• 2 Pairs of <b>I</b> Intermediate Elite Couplings for the end wagon connection to your loco</li> </ul>

Please refer to the 'Fitting Guide for Hunt Coupling's, this is available to download at <https://westhillwagonworks.com/>

Description	Product Code	Product Pictures	Diagrams / Lengths	Notes / Application
<b>OO Gauge Elite</b>  Close Couplings for EFE Rail SEA Wagons  (5 Pairs)	4WH0300664		<p>OO Gauge ELITE - Coupling Pack For EFE Rail Wagons only - 4WH0300664</p>  <p>For EFE NEM Sockets</p> <p>2.5 mm</p> <p>10.1 mm</p> <p>10.1 mm</p> <p>Coupling face to pockets</p>	<p><b>EFE</b> marking on coupling top face</p> <p>Special Pack includes –</p> <ul style="list-style-type: none"> <li>• 5 Pairs for EFE Rail Wagons only (such as the BR SEA Wagons with the larger NEM sockets)</li> </ul>
<b>OO Gauge Elite</b>  Bachmann Class 220/221 “Voyager “	4WH0300626		<p>OO Gauge ELITE - Bachmann Class 220/221 “Voyager “ - 4WH0300626</p>  <p>13.1mm</p> <p>13.1mm</p> <p>Overall Length of Each Coupling</p>	<p>Special couplings designed for the Bachmann Class 220/221</p> <p>10 Pairs</p>
<b>OO Gauge Elite</b>  Hornby APT Class 370 Set  Advanced Passenger Train	4WH0300620		<p>OO Gauge ELITE - APT Class 370 Set - 4WH0300620</p>  <p>Coupling faces to Hole Centres</p> <p>16mm</p> <p>16mm</p> <p>9.5mm</p> <p>9.5mm</p> <p>TBF (Trailer Brake First Coach)</p> <p>Development Coach</p> <p>19.6mm</p> <p>19.6mm</p> <p>NDM (Non-Driving Motor)</p>	<p>Special APT Coupling Pack</p> <p>Includes:</p> <ul style="list-style-type: none"> <li>1 Pair for TBF Coach</li> <li>2 Pairs for NDM</li> <li>1 Pair for Development Coach</li> </ul>







Please refer to the ‘Fitting Guide for Hunt Coupling’s, this is available to download at <https://westhillwagonworks.com/>









Description	Product Code	Product Pictures	Diagrams / Lengths	Notes / Application
OO Gauge Elite  APT Development Coach / Test Car	4WH0300621		<p>OO Gauge ELITE - APT Development Coach / Test Car - 4WH0300621</p> 	<p>Special Couplings set incl:-</p> <ul style="list-style-type: none"> <li>• 1 pair for APT Development coach (48204)</li> <li>• 1 pair Stepped Close Couplings for Bachmann coaches</li> <li>• 1 pair of Close Couplings for Locomotives and Hornby coaches</li> </ul>
OO Gauge Elite **BUCKEYE**  APT NDM Power Car	4WH0300682		<p>OO Gauge ELITE - APT NDM Power Car / Test Coach - 4WH0300682</p> 	<p>Special Couplings set incl:-</p> <ul style="list-style-type: none"> <li>• 1 pair for APT NDM Power Car (49xxx) - Buckeye</li> <li>• 1 pair Buckeye Stepped Close Couplings for Bachmann coaches</li> <li>• 1 pair of Buckeye Close Couplings for Locomotives and Hornby coaches</li> </ul>
OO Gauge Elite  Dellner Pivoting Multiple Working Couplings for Hornby Hitachi Class 800	4WH0300629		<p>OO Gauge ELITE - Dellner Pivoting Multiple Working Couplings for Hornby Hitachi Class 800 - 4WH0300629</p> 	<p>Special couplings for the outer (nose) end of Hornby Class 800 sets allowing two sets to be coupled together.</p>

Please refer to the 'Fitting Guide for Hunt Coupling's, this is available to download at <https://westhillwagonworks.com/>











Description	Product Code	Product Pictures	Diagrams / Lengths	Notes / Application
OO Gauge Elite Dellner Pivoting Multiple Working – Bachmann Class 220/221 “Voyager”	4WH0300628		<p>OO Gauge ELITE - Dellner Pivoting Multiple Working for Bachmann Class 220/221 “Voyager” - 4WH0300628</p>  <p>Overall Length of Each Coupling</p>	Special couplings for the outer (nose) end of Bachmann Voyager sets allowing two sets to be coupled together.
OO Gauge Elite  For coupling the Dapol Class 68 to the Accurascale TPE Mk5 Coach Set	4WH0300650		<p>OO Gauge ELITE - Dapol Class 68 to TPE Mk5 - 4WH0300650</p>  <p>Intermediate Coupling face to NEM Pocket Inter - Close</p>	Special pack of couplings for the Dapol Class 68 to TPE Mk5 Set, includes 2 Pairs of Couplings:- <ul style="list-style-type: none"> <li>• 1 pair of Intermediate</li> <li>• 1 pair of Inter-Close)</li> </ul>
OO Gauge ELITE  Set To Fit Hornby Class 390 Pendolino Set (Powercar, Trailer & 4 Coaches)	4WH0300657		<p>OO Gauge ELITE - Pendolino Power Car, Trailer &amp; Coaches - 4WH0300657</p>  <p>Trailer Power Car Coaches</p>	Special couplings designed for the Hornby Class 390 Pendolino Set  1 Coupling To Fit Powered Car 1 Coupling To Fit Trailer 8 Couplings To Fit 4 Coaches

Please refer to the ‘Fitting Guide for Hunt Coupling’s, this is available to download at <https://westhillwagonworks.com/>







Description	Product Code	Product Pictures	Diagrams / Lengths	Notes / Application
<b>OO Gauge ELITE</b>  Set To Fit Hornby Pendolino Class 390 Coaches (5 Coaches)	4WH0300658		 <p>OO Gauge ELITE - Pendolino Coaches - 4WH0300658</p>	Special couplings designed for the Hornby Class 390 Pendolino Coaches  10 Couplings To Fit 5 Coaches  Use when adding additional coaches to your Pendolino Set.
<b>OO Gauge Elite</b>  ViTrains Class 37 & Class 47 Locomotives	4WH0300618		 <p>OO Gauge ELITE - ViTrains 37-47 - 4WH0300618</p> <p>Overall Length of Each Coupling</p>	Special Couplings to fit Vi-Trains Class 37 and Class 47 locomotives
<b>OO Gauge Elite</b>  Multi-Close NEM Couplings	4WH0300654		 <p>OO Gauge ELITE – Multi Close NEM Couplings - 4WH0300654</p> <p>Coupling face to NEM Socket</p>	<b>C</b> mark on coupling top face  Close – 9.5mm from NEM 362 pocket face to magnet face  Special NEM Couplings for use with either Hunt Coupling Elite or with standard tension-lock type couplings.

Please refer to the 'Fitting Guide for Hunt Coupling's, this is available to download at <https://westhillwagonworks.com/>

Description	Product Code	Product Pictures	Diagrams / Lengths	Notes / Application
NEM Socket for Bachmann Suburban Coaches	4WH0300102		<p>OO Gauge - NEM Socket to fit Bachmann Suburban Coaches 4WH0300102</p> 	<p>Special NEM 362 socket adaptor plates designed for Bachmann Suburban Coaches.</p> <p>These NEM 362 sockets can also be useful for fitting to scratchbuilt or kitbuilt rolling stock</p>
NEM Socket to fit Hornby Seacow Wagons	4WH0300101		<p>OO Gauge - NEM Socket to fit Hornby Seacow Wagons - 4WH0300101</p> 	<p>Special NEM socket adaptor for fitting to Hornby Seacow Wagons</p> <p>These NEM 362 sockets can also be useful for fitting to scratchbuilt or kitbuilt rolling stock</p>
NEM Sockets to fit Bachmann / Hornby OO	4WH0300103		<p>OO Gauge - NEM Sockets - 4WH0300103</p> 	<p>NEM 362 Sockets for Rolling Stock</p> <p>Replacement adaptor that fits into the V-shaped slot on many types of OO Gauge rolling stock</p>
NEM Sockets for the Hornby APT Development Coach	4WH0300104		<p>OO Gauge - NEM Sockets for APT Development Coach - 4WH0300104</p> 	<p>NEM 362 Sockets specifically for the Hornby APT Development Coach to allow fitting of standard NEM couplings such that the coach can be coupled to other rolling stock.</p>







Please refer to the 'Fitting Guide for Hunt Coupling's, this is available to download at <https://westhillwagonworks.com/>









Description	Product Code	Product Pictures	Diagrams / Lengths	Notes / Application
NEM Sockets for the Hornby APT NDM Power Car	4WH0300112		<p>OO Gauge - NEM Sockets for APT NDM Power Car - 4WH0300112</p>  <p>NEM Socket face to mounting hole centre</p>	NEM 362 Sockets specifically for the Hornby APT NDM Power Car to allow fitting of standard NEM couplings such that the power car can be coupled to other rolling stock.
NEM Sockets for the front end of the Hornby Mk4 DVT (2022 Release)	4WH0300105		<p>OO Gauge - NEM Socket for outer end of Hornby Mk4 DVT (2022 Release) - 4WH0300105</p>  <p>NEM Socket face to DVT front valence inner mounting face</p>	NEM Socket Adaption Allowing You To Prototypically Drag Your Mk4 DVT (2022 Release)
Screw Fit NEM Sockets  Short (10mm)	4WH0300106		<p>OO Gauge – Screw Fit NEM Sockets – Short (10mm) - 4WH0300106</p>  <p>NEM Socket face to mounting hole centre</p>	<p>NEM 362 Sockets with a screw mounting hole – useful for kit built and scratch built stock</p> <p>Short version 10 mm from mounting hole to pocket face</p> <p>Includes spacers.</p>

Please refer to the 'Fitting Guide for Hunt Coupling's, this is available to download at <https://westhillwagonworks.com/>










Description	Product Code	Product Pictures	Diagrams / Lengths	Notes / Application
Screw Fit NEM Sockets  Long (15mm)	4WH0300107		<p>OO Gauge – Screw Fit NEM Sockets – Long (15mm) - 4WH0300107</p> 	<p>NEM 362 Sockets with a screw mounting hole – useful for kit built and scratch built stock</p> <p>Long version 15 mm from mounting hole to pocket face</p> <p>Includes spacers.</p>
Screw Fit NEM Socket Mounts	4WH0300109		<p>OO Gauge – Screw Fit Socket Mounts for NEM - 4WH0300109</p> 	<p>Useful for kit built and scratch built stock</p> <p>Includes spacers.</p>
OO Gauge Elite  NEM Couplings with Diesel Loco Mini Snowploughs  SET 1 – Class 25	4WH0800601		<p>OO Gauge ELITE – Class 25 Mini Ploughs – SET 1 Close Couplings for NEM Sockets - 4WH0800601</p> 	<p><b>C</b> mark on coupling top face</p> <p>Close – 9.5mm from NEM 362 pocket face to magnet face</p> <p>Suitable for Bachmann Class 24 and Class 25 locomotives.</p> <p>Supplied Unpainted</p>

Please refer to the 'Fitting Guide for Hunt Coupling's, this is available to download at <https://westhillwagonworks.com/>










Description	Product Code	Product Pictures	Diagrams / Lengths	Notes / Application
<p>OO Gauge Elite</p> <p>NEM Couplings with Diesel Loco Mini Snowploughs</p> <p>SET 2 – Class 20</p>	4WH0800602		<p>OO Gauge ELITE – Class 20 Mini Ploughs – SET 2 Close Couplings for NEM Sockets - 4WH0800602</p>  <p>Coupling face to NEM pocket</p>	<p><b>C</b> mark on coupling top face</p> <p>Close – 9.5mm from NEM 362 pocket face to magnet face</p> <p>Suitable for Bachmann Class 20 locomotives.</p> <p>Supplied Unpainted</p>
<p>OO Gauge Elite</p> <p>NEM Couplings with Diesel Loco Mini Snowploughs</p> <p>SET 3 – Class 47 (2022 onwards)</p>	4WH0800603		<p>OO Gauge ELITE – Class 47 (2022 on) Mini Ploughs – SET 3 Close Couplings for NEM Sockets - 4WH0800603</p>  <p>Coupling face to NEM pocket</p>	<p><b>C</b> mark on coupling top face</p> <p>Close – 9.5mm from NEM 362 pocket face to magnet face</p> <p>Suitable for 2022 onwards Bachmann models of Class 47 locomotives.</p> <p>Supplied Unpainted</p>
<p>OO Gauge Elite</p> <p>NEM Couplings with Diesel Loco Mini Snowploughs</p> <p>SET 4 – Class 47 (pre-2022)</p>	4WH0800604		<p>OO Gauge ELITE – Class 47 (pre-2022) Mini Ploughs – SET 4 Intermediate Couplings for NEM Sockets - 4WH0800604</p>  <p>Coupling face to NEM pocket</p>	<p><b>I</b> mark on coupling top face</p> <p>Close – 11.7mm from NEM 362 pocket face to magnet face</p> <p>Suitable for pre-2022 Bachmann Class 47 locomotives.</p> <p>Supplied Unpainted</p>

Please refer to the 'Fitting Guide for Hunt Coupling's, this is available to download at <https://westhillwagonworks.com/>





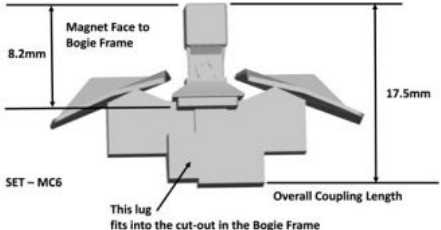


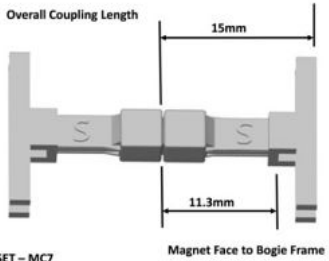

Description	Product Code	Product Pictures	Diagrams / Lengths	Notes / Application
<p>OO Gauge Elite</p> <p>NEM Couplings with Diesel Loco Mini Snowploughs</p> <p>SET 5 – Class 37 (2022 onwards)</p>	4WH0800605		<p>OO Gauge ELITE – Class 37 (2022 on) Mini Ploughs – SET 5 Close Couplings for NEM Sockets - 4WH0800605</p> 	<p><b>C</b> mark on coupling top face</p> <p>Close – 9.5mm from NEM 362 pocket face to magnet face</p> <p>Suitable for 2022 onwards Bachmann models of Class 37 locomotives.</p> <p>Supplied Unpainted</p>
<p>OO Gauge Elite</p> <p>NEM Couplings with Diesel Loco Mini Snowploughs</p> <p>SET 6 – Class 37 (pre-2022)</p>	4WH0800606		<p>OO Gauge ELITE – Class 37 (pre-2022) Mini Ploughs – SET 6 Intermediate Couplings for NEM Sockets - 4WH0800606</p> 	<p><b>I</b> mark on coupling top face</p> <p>Close – 11.7mm from NEM 362 pocket face to magnet face</p> <p>Suitable for pre-2022 versions of the Bachmann Class 37 locomotives.</p> <p>Supplied Unpainted</p>
<p>OO Gauge Elite</p> <p>Close Couplings for Hornby Coaches to replace the Moulded Type Tension Lock Couplings</p> <p>Set MC1</p>	4WH0300667	 <p>NOTE – fitting these couplings requires you to cut off the original couplings from your model and gluing the Hunt Coupling in place.</p>	<p>OO Gauge ELITE – Hornby Coaches with Moulded Tension Locks Close Couplings to replace the Moulded Couplings - 4WH0800667</p> 	<p><b>C</b> mark on coupling top face for Hornby Coaches that have Tension Lock Couplings Moulded to the bogies like this.</p> 

Please refer to the 'Fitting Guide for Hunt Coupling's, this is available to download at <https://westhillwagonworks.com/>







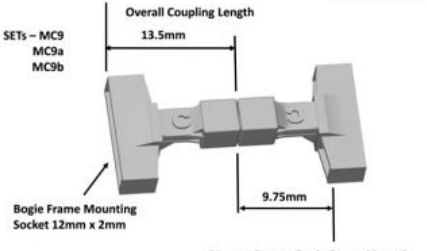


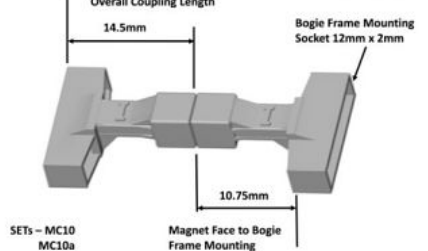

Description	Product Code	Product Pictures	Diagrams / Lengths	Notes / Application
<p>OO Gauge Elite</p> <p>Intermediate Couplings for Hornby Coaches to replace the Moulded Type Tension Lock Couplings</p> <p>Set MC2</p>	4WH0300668	 <p>NOTE – fitting these couplings requires you to cut off the original couplings from your model and gluing the Hunt Coupling in place.</p>	<p>OO Gauge ELITE – Hornby Coaches with Moulded Tension Locks Intermediate Couplings to replace the Moulded Couplings - 4WH0300668</p>  <p>SET – MC2</p>	<p>■ mark on coupling top face for Hornby Coaches that have Tension Lock Couplings Moulded to the bogies like this.</p> 
<p>OO Gauge Elite</p> <p>** PIVOTING **</p> <p>Close Couplings for Hornby 2 Axle Wagons to replace the Moulded Type Tension Lock Couplings</p> <p>Set MC3</p>	4WH0300669	 <p>NOTE – fitting these couplings requires you to cut off the original couplings from your model and gluing the Hunt Coupling in place.</p>	<p>OO Gauge ELITE – Hornby 2-axle Wagons with Moulded Tension Locks - Pivoting Close Couplings to replace the Moulded Couplings - 4WH0300669</p>  <p>SET – MC3</p>	<p>■ mark on coupling top face for Hornby Wagons, including some 'Railroad' Wagons which have a deep flat end buffer beam like this.</p> 
<p>OO Gauge Elite</p> <p>** PIVOTING **</p> <p>Close Couplings for Hornby Short Wheelbase (SWB) 2 Axle Wagons to replace the Moulded Type Tension Lock Couplings</p> <p>Set MC4</p>	4WH0300670	 <p>NOTE – fitting these couplings requires you to cut off the original couplings from your model and gluing the Hunt Coupling in place.</p>	<p>OO Gauge ELITE – Hornby 2-axle Short Wheelbase Wagons with Moulded Tension Locks - Pivoting Close Couplings to replace the Moulded Couplings - 4WH0300670</p>  <p>SET – MC4</p>	<p>■ mark on coupling top face for Hornby Wagons, including some Short Wheelbase (SWB) 'Railroad' Wagons with couplings like this.</p> 

Please refer to the 'Fitting Guide for Hunt Coupling's, this is available to download at <https://westhillwagonworks.com/>

Description	Product Code	Product Pictures	Diagrams / Lengths	Notes / Application
<p>OO Gauge Elite (1 pair) Close Couplings for Hornby Class 37 or 47 locomotives to replace the Moulded Type Tension Lock Couplings</p> <p>Set MC5</p>	4WH0300671	 <p>NOTE – fitting these couplings requires you to cut off the original couplings from your model and gluing the Hunt Coupling in place.</p>	<p>OO Gauge ELITE – Hornby Class 37/47 with Moulded Tension Locks Close Couplings to replace the Moulded Couplings - 4WH0300671</p> 	<p><b>C</b> mark on coupling top face for Hornby Class 37 or Class 47 models that have the plastic moulded bogie frames with moulded tension lock couplings like this.</p> 
<p>OO Gauge Elite 1 Pair (unpainted) Close Couplings with Diesel Loco Mini Snowploughs for Hornby Class 37 or 47 to replace the Moulded Type Tension Lock Couplings</p> <p>Set MC6</p>	4WH0300672	 <p>NOTE – fitting these couplings requires you to cut off the original couplings from your model and gluing the Hunt Coupling in place.</p>	<p>OO Gauge ELITE – Hornby Class 37/47 with Moulded Tension Locks Close Couplings with Mini Ploughs to replace the Moulded Couplings - 4WH0300671</p> 	<p><b>C</b> mark on coupling top face for Hornby Class 37 or Class 47 models that have the plastic moulded bogie frames with moulded tension lock couplings like this.</p> 
<p>OO Gauge Elite Standard Couplings for Hornby Coaches to replace the Moulded Type Tension Lock Couplings</p> <p>Set MC7</p>	4WH0300673	 <p>NOTE – fitting these couplings requires you to cut off the original couplings from your model and gluing the Hunt Coupling in place.</p>	<p>OO Gauge ELITE – Hornby Coaches with Moulded Tension Locks Standard Couplings to replace the Moulded Couplings - 4WH0300673</p> 	<p><b>S</b> mark on coupling top face for Hornby Coaches that have Tension Lock Couplings Moulded to the bogies like this.</p> 


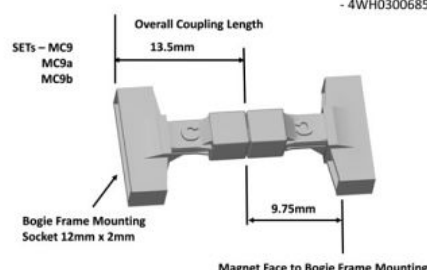


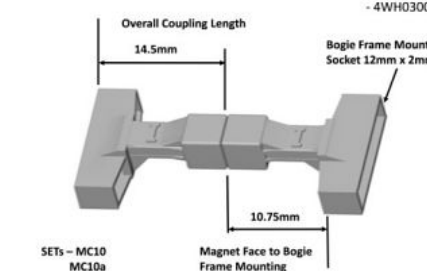


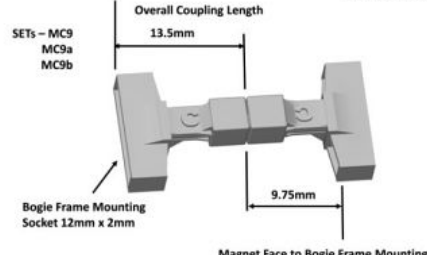

Please refer to the 'Fitting Guide for Hunt Coupling's, this is available to download at <https://westhillwagonworks.com/>




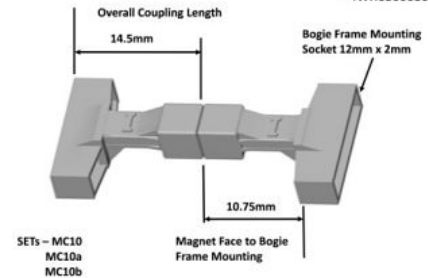


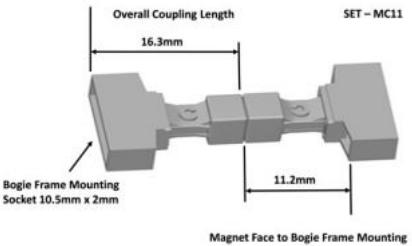


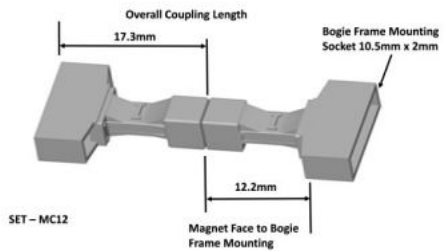

Description	Product Code	Product Pictures	Diagrams / Lengths	Notes / Application
<p>OO Gauge Elite ** PIVOTING **</p> <p>Intermediate Couplings for Lima Wagons (such as Seacows) to replace the Moulded Type Tension Lock Couplings</p> <p>Set MC8</p>	4WH0300674	 <p>NOTE – fitting these couplings requires you to cut off the original couplings from your model and gluing the Hunt Coupling in place.</p>	<p>OO Gauge ELITE – Lima Wagons (e.g. Seacow Wagons) with Moulded Tension Locks - Pivoting Intermediate Couplings to replace the Moulded Couplings - 4WH0300674</p> 	<p>■ mark on coupling top face for Lima Wagons, including Bogie Seacow Wagons with couplings like this.</p> 
<p>OO Gauge Elite</p> <p>Close Couplings for Lima Mk1 Coaches to replace the Moulded Type Tension Lock Couplings</p> <p>Set MC9</p>	4WH0300675	 <p>NOTE – fitting these couplings requires you to cut off the original couplings from your model and gluing the Hunt Coupling in place.</p>	<p>OO Gauge ELITE – Lima Coaches with Moulded Tension Locks Close Couplings to replace the Moulded Couplings - 4WH0300675 - 4WH0300683 - 4WH0300685</p> 	<p>■ mark on coupling top face for Lima Coaches that have Tension Lock Couplings Moulded to the bogies like this.</p> 
<p>OO Gauge Elite</p> <p>Intermediate Couplings for Lima Mk1 Coaches to replace the Moulded Type Tension Lock Couplings</p> <p>Set MC10</p>	4WH0300676	 <p>NOTE – fitting these couplings requires you to cut off the original couplings from your model and gluing the Hunt Coupling in place.</p>	<p>OO Gauge ELITE – Lima Coaches with Moulded Tension Locks Intermediate Couplings to replace the Moulded Couplings - 4WH0300676 - 4WH0300684 - 4WH0300686</p> 	<p>■ mark on coupling top face for Lima Coaches that have Tension Lock Couplings Moulded to the bogies like this.</p> 

Please refer to the 'Fitting Guide for Hunt Coupling's, this is available to download at <https://westhillwagonworks.com/>




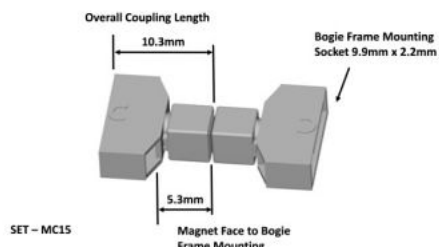


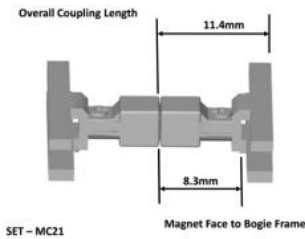


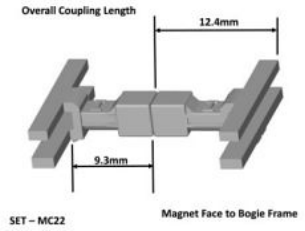

Description	Product Code	Product Pictures	Diagrams / Lengths	Notes / Application
<p>OO Gauge Elite</p> <p>Close Couplings for Lima Mk2 Coaches to replace the Moulded Type Tension Lock Couplings</p> <p>Set MC9a</p>	4WH0300685	 <p>NOTE – fitting these couplings requires you to cut off the original couplings from your model and gluing the Hunt Coupling in place.</p>	<p>OO Gauge ELITE – Lima Coaches with Moulded Tension Locks Close Couplings to replace the Moulded Couplings - 4WH0300675 - 4WH0300683 - 4WH0300685</p> 	<p><b>C</b> mark on coupling top face for Lima Coaches that have Tension Lock Couplings Moulded to the bogies like this.</p> 
<p>OO Gauge Elite</p> <p>Intermediate Couplings for Lima Mk2 Coaches to replace the Moulded Type Tension Lock Couplings</p> <p>Set MC10a</p>	4WH0300686	 <p>NOTE – fitting these couplings requires you to cut off the original couplings from your model and gluing the Hunt Coupling in place.</p>	<p>OO Gauge ELITE – Lima Coaches with Moulded Tension Locks Intermediate Couplings to replace the Moulded Couplings - 4WH0300676 - 4WH0300684 - 4WH0300686</p> 	<p><b>I</b> mark on coupling top face for Lima Coaches that have Tension Lock Couplings Moulded to the bogies like this.</p> 
<p>OO Gauge Elite</p> <p>Close Couplings for Lima Mk3 / HST Coaches to replace the Moulded Type Tension Lock Couplings</p> <p>Set MC9b</p>	4WH0300683	 <p>NOTE – fitting these couplings requires you to cut off the original couplings from your model and gluing the Hunt Coupling in place.</p>	<p>OO Gauge ELITE – Lima Coaches with Moulded Tension Locks Close Couplings to replace the Moulded Couplings - 4WH0300675 - 4WH0300683 - 4WH0300685</p> 	<p><b>C</b> mark on coupling top face for Lima Coaches that have Tension Lock Couplings Moulded to the bogies like this.</p> 

Please refer to the 'Fitting Guide for Hunt Coupling's, this is available to download at <https://westhillwagonworks.com/>

Description	Product Code	Product Pictures	Diagrams / Lengths	Notes / Application
<p>OO Gauge Elite</p> <p>Intermediate Couplings for Lima Mk3 / HST Coaches to replace the Moulded Type Tension Lock Couplings</p> <p>Set MC10b</p>	4WH0300684	 <p>NOTE – fitting these couplings requires you to cut off the original couplings from your model and gluing the Hunt Coupling in place.</p>	<p>OO Gauge ELITE – Lima Coaches with Moulded Tension Locks Intermediate Couplings to replace the Moulded Couplings - 4WH0300676 - 4WH0300684 - 4WH0300686</p> 	<p><b>I</b> mark on coupling top face for Lima Coaches that have Tension Lock Couplings Moulded to the bogies like this.</p> 
<p>OO Gauge Elite</p> <p>Close Couplings for Lima Locomotives Class 50 to replace the Moulded Type Tension Lock Couplings</p> <p>Set MC11</p>	4WH0300687	 <p>NOTE – fitting these couplings requires you to cut off the original couplings from your model and gluing the Hunt Coupling in place.</p>	<p>OO Gauge ELITE – Lima Class 50 Locomotives with Moulded Tension Locks Close Couplings to replace the Moulded Couplings - 4WH0300687</p> 	<p><b>C</b> mark on coupling top face for Lima Class 50 Locomotives that have Tension Lock Couplings Moulded to the bogies like this.</p> 
<p>OO Gauge Elite</p> <p>Intermediate Couplings for Lima Locomotives Class 50 to replace the Moulded Type Tension Lock Couplings</p> <p>Set MC12</p>	4WH0300688	 <p>NOTE – fitting these couplings requires you to cut off the original couplings from your model and gluing the Hunt Coupling in place.</p>	<p>OO Gauge ELITE – Lima Class 50 Locomotives with Moulded Tension Locks Intermediate Couplings to replace the Moulded Couplings - 4WH0300688</p> 	<p><b>I</b> mark on coupling top face for Lima Class 50 Locomotives that have Tension Lock Couplings Moulded to the bogies like this.</p> 


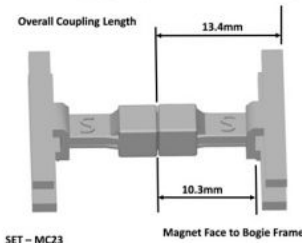


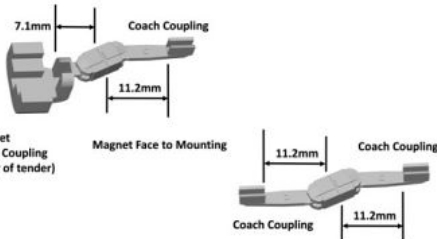

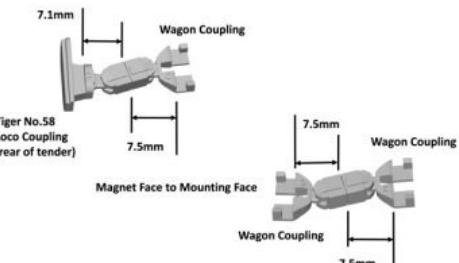
Please refer to the 'Fitting Guide for Hunt Coupling's, this is available to download at <https://westhillwagonworks.com/>






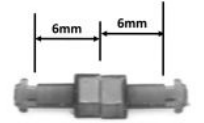




Description	Product Code	Product Pictures	Diagrams / Lengths	Notes / Application
<p>OO Gauge Elite</p> <p>Close Couplings for Lima Locomotives Class 50 to replace the Moulded Type Tension Lock Couplings</p> <p>Set MC15</p>	4WH0300695	 <p>NOTE – fitting these couplings requires you to cut off the original couplings from your model and gluing the Hunt Coupling in place.</p>	<p>OO Gauge ELITE – Lima Class 59 Locomotives with Moulded Tension Locks Close Couplings to replace the Moulded Couplings - 4WH0300695</p>  <p>SET – MC15</p>	<p><b>C</b> mark on coupling top face for Lima Class 59 Locomotives that have Tension Lock Couplings Moulded to the bogies like this.</p> 
<p>OO Gauge Elite</p> <p>Close Couplings for Hornby Mk1 or Stanier Coaches with BR1 Style Bogies to replace the Moulded Type Tension Lock Couplings</p> <p>Set MC21</p>	4WH0306101	 <p>NOTE – fitting these couplings requires you to cut off the original couplings from your model and gluing the Hunt Coupling in place.</p>	<p>OO Gauge ELITE – Hornby Mk1 / Stanier Coaches with BR1 Style Bogies with Moulded Tension Locks - Close Couplings to replace the Moulded Couplings - 4WH0306101</p>  <p>SET – MC21</p>	<p><b>C</b> mark on coupling top face for Hornby Mk1 Coaches that have Tension Lock Couplings Moulded to the bogies like this.</p> 
<p>OO Gauge Elite</p> <p>Intermediate Couplings for Hornby Mk1 or Stanier Coaches with BR1 Style Bogies to replace the Moulded Type Tension Lock Couplings</p> <p>Set MC22</p>	4WH0306102	 <p>NOTE – fitting these couplings requires you to cut off the original couplings from your model and gluing the Hunt Coupling in place.</p>	<p>OO Gauge ELITE – Hornby Mk1 / Stanier Coaches with BR1 Style Bogies with Moulded Tension Locks - Intermediate Couplings to replace the Moulded Couplings - 4WH0306102</p>  <p>SET – MC22</p>	<p><b>I</b> mark on coupling top face for Hornby Mk1 Coaches that have Tension Lock Couplings Moulded to the bogies like this.</p> 

Please refer to the 'Fitting Guide for Hunt Coupling's, this is available to download at <https://westhillwagonworks.com/>









Description	Product Code	Product Pictures	Diagrams / Lengths	Notes / Application
<p>OO Gauge Elite</p> <p>Standard Couplings for Hornby Mk1 or Stanier Coaches with BR1 Style Bogies to replace the Moulded Type Tension Lock Couplings Set MC23</p>	4WH0306103	 <p>NOTE – fitting these couplings requires you to cut off the original couplings from your model and gluing the Hunt Coupling in place.</p>	<p>OO Gauge ELITE – Hornby Mk1 / Stanier Coaches with BR1 Style Bogies with Moulded Tension Locks - Standard Couplings to replace the Moulded Couplings - 4WH0306103</p>  <p>Overall Coupling Length 13.4mm Magnet Face to Bogie Frame 10.3mm SET – MC23</p>	<p><b>S</b> mark on coupling top face for Hornby Mk1 Coaches that have Tension Lock Couplings Moulded to the bogies like this.</p> 
<p>OO Gauge Elite</p> <p>For Hornby Stephenson's Rocket &amp; L&amp;MR Coaches/Wagons Pivoting Close Couplings</p>	<p>4WH0300677 (Loco &amp; Coaches/Wagons)</p> <p>4WH0300678 (Coaches/Wagons only)</p>		<p>OO Gauge ELITE – For Hornby Stephenson's Rocket &amp; L&amp;MR Coaches/Wagons Pivoting Close Couplings Product Codes - 4WH0300677 / 4WH0300678</p>  <p>Coach Coupling 7.1mm Magnet Face to Mounting 11.2mm Rocket Loco Coupling (rear of tender) 11.2mm Coach Coupling 11.2mm</p>	<p>Special pack designed to fit the Hornby Rocket and Coaches</p> <ul style="list-style-type: none"> <li>1 Pivoting Magnetic Coupling for Hornby Stephenson's Rocket</li> <li>5 Pairs of Pivoting Magnetic Couplings To Fit L&amp;MR Coaches/Wagons</li> </ul>
<p>OO Gauge Elite</p> <p>For Lion / Tiger Locomotives &amp; L&amp;MR Wagons Pivoting Close Couplings</p>	<p>4WH0300690 (Loco &amp; Wagons)</p> <p>4WH0300691 (Wagons only)</p>		<p>OO Gauge ELITE – For Hornby Lion or Tiger Locomotive &amp; L&amp;MR Wagons Pivoting Close Couplings Product Codes - 4WH0300690 / 4WH0300691</p>  <p>Wagon Coupling 7.1mm Magnet Face to Mounting Face 7.5mm Tiger No.58 Loco Coupling (rear of tender) 7.5mm Wagon Coupling 7.5mm</p>	<p>Special pack designed to fit the Hornby Lion or Tiger Locomotive and Wagons</p> <ul style="list-style-type: none"> <li>1 Pivoting Magnetic Coupling for Hornby Lion or Tiger Loco</li> <li>5 Pairs of Pivoting Magnetic Couplings To Fit L&amp;MR Wagons</li> </ul>

Please refer to the 'Fitting Guide for Hunt Coupling's, this is available to download at <https://westhillwagonworks.com/>









Description	Code	Product Pictures	Diagrams / Lengths	Notes / Application
N Gauge Elite Standard Coupling for NEM Sockets	2WH0300311		<p>N Gauge Elite - Standard NEM Socket - 2WH0300311</p>  <p>Coupling face to NEM pocket end</p>	<p><b>S</b> mark on coupling top face</p> <p>Standard – 7.5mm from NEM pocket end to magnet face</p>
N Gauge Elite Intermediate Coupling for NEM Sockets	2WH0300312		<p>N Gauge Elite - Intermediate NEM Socket - 2WH0300312</p>  <p>Coupling face to NEM pocket end</p>	<p><b>I</b> mark on coupling top face</p> <p>Intermediate – 6mm from NEM pocket end to magnet face</p>
N Gauge Elite Close Coupling for NEM Sockets	2WH0300313		<p>N Gauge Elite - Close NEM Socket - 2WH0300313</p>  <p>Coupling face to NEM pocket end</p>	<p><b>C</b> mark on coupling top face</p> <p>Close – 5.2mm from NEM pocket end to magnet face</p>
N Gauge Elite Close Coupling for Spring Sockets	2WH0300304		<p>N Gauge Elite - Close Spring Socket - 2WH0300304</p>  <p>Coupling face to retaining lugs</p>	<p>Close – 6mm from retaining lugs to the magnet face</p>

Please refer to the 'Fitting Guide for Hunt Coupling's, this is available to download at <https://westhillwagonworks.com/>






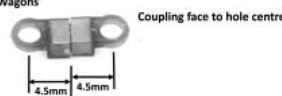
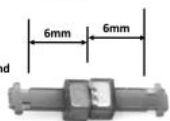
Description	Code	Product Pictures	Diagrams / Lengths	Notes / Application
N Gauge Elite  Pack for Dapol HST	2WH0300306		<p>N Gauge Elite - Dapol HST - 2WH0300306</p> <p>Power Car 6mm 6mm</p> <p>Mk3 Coaches 5.2mm 5.2mm</p> 	<p>Dapol HST Set</p> <ul style="list-style-type: none"> <li>• 1 Pair Power Car Couplings</li> <li>• 8 Pairs for Mk3 Coaches</li> </ul>
N Gauge Elite  Additional pack for Dapol HST Power Car	2WH0300307		<p>N Gauge Elite - Dapol HST Power Car - 2WH0300307</p> <p>Power Car 6mm 6mm</p>  <p>Coupling face to NEM pocket end</p>	<p>Dapol HST Power Cars</p> <ul style="list-style-type: none"> <li>• 1 Pair Power Car Couplings</li> </ul>
N Gauge Elite  **BUCKEYE** ELITE – HST Coupling Pack For Graham Farish HST	2WH0300317		<p>N Gauge Elite – "Buckeye" - Coupling Pack for Graham Farish HST - 2WH0300317</p> <p>5mm 5mm</p> <p>Power Cars (ELC)</p> <p>6mm 6mm</p> <p>Mk3 Coaches (ELC)</p>  <p>Coupling face to retaining lugs</p>	<p>Graham Farish HST</p> <p>Buckeye Coupler Representation</p> <ul style="list-style-type: none"> <li>• 1 Pair Power Car Couplings</li> <li>• 8 Pairs for Coaches</li> </ul>

Please refer to the 'Fitting Guide for Hunt Coupling's, this is available to download at <https://westhillwagonworks.com/>









Description	Code	Product Pictures	Diagrams / Lengths	Notes / Application
N Gauge Elite  for Graham Farish Class 220/221 Voyager	2WH0300308		N Gauge Elite - Graham Farish Class 220/221 Voyager - 2WH0300308   Coupling face to hole centre	Graham Farish Voyager  • 8 Pairs of custom couplings to fit Class 220/221 only
N Gauge Elite **BUCKEYE**  Intermediate Coupling  for NEM Sockets	2WH0300401		N Gauge Elite - Intermediate Buckeye Elite NEM Socket - 2WH0300401   Coupling face to NEM pocket end	Buckeye Coupler Representation
N Gauge Elite **BUCKEYE**  Close Coupling  for NEM Sockets	2WH0300402		N Gauge Elite - Close Buckeye Elite NEM Socket - 2WH0300402   Coupling face to NEM pocket end	Buckeye Coupler Representation
N Gauge Elite **BUCKEYE**  Close Coupling – 10 Pairs for Spring Sockets	2WH0300403		N Gauge Elite - **BUCKEYE** Close Coupling for Spring Sockets - 2WH0300403   Coupling face to retaining lugs	Buckeye Coupler Representation

Please refer to the 'Fitting Guide for Hunt Coupling's, this is available to download at <https://westhillwagonworks.com/>







Description	Code	Product Pictures	Diagrams / Lengths	Notes / Application
N Gauge Elite Close Coupling – 10 Pairs for Peco Wagon Kits	2WH0300318		<p>N Gauge Elite - Close Coupling for Peco Wagon Kits - 2WH0300318</p>  <p>Overall Coupling Length</p>	Close coupling designed to drop into the coupling pockets of Peco wagons and wagon kits.
N Gauge Elite Pivoting Intermediate Coupling – 10 Pairs for NEM Sockets	2WH0300314		<p>N Gauge Elite - Pivoting Intermediate Couplings for NEM Sockets - 2WH0300314</p>  <p>Coupling face to NEM pocket end</p>	<p>↑ mark on coupling top face</p> <p>Intermediate – 6mm from NEM pocket end to magnet face</p> <p>Use where extra freedom of movement on curves is required.</p>
N Gauge Elite for Dapol Megafret Wagons	2WH0300310		<p>N Gauge Elite - Dapol Megafret Wagons - 2WH0300310</p> <p>Inner End of Wagons</p>  <p>Coupling face to hole centre</p> <p>Outer End</p>  <p>Coupling face to NEM pocket end</p>	<ul style="list-style-type: none"> <li>• 5 Pairs of Clip Couplings for the inner ends of the wagons</li> <li>• 5 Pairs of Intermediate Couplings for the outer ends of the wagons</li> </ul>

Please refer to the 'Fitting Guide for Hunt Coupling's, this is available to download at <https://westhillwagonworks.com/>





Description	Code	Product Pictures	Diagrams / Lengths	Notes / Application
N Gauge Elite  for Dapol O&K Hopper Wagons	2WH0300319		<p>N Gauge Elite – Couplings for Dapol O&amp;K JHA Hopper Wagons - 2WH0300319</p> 	<p>Special pack for the Dapol JHA Wagons including:-</p> <ul style="list-style-type: none"> <li>• 9 Pairs of specially designed couplings for the JHA Hopper Wagons.</li> <li>• 1 Pair of Intermediate Elite Couplings for the End Connections.</li> </ul>
N Gauge Elite  for Dapol FEA-B Spine Wagons	2WH0300320		<p>N Gauge Elite – Couplings for Dapol FEA-B Spine Wagons- 2WH0300320</p> 	<ul style="list-style-type: none"> <li>• 5 Pairs of Clip Couplings for the inner ends of the wagons</li> <li>• 5 Pairs of Intermediate Couplings for the outer ends of the wagons</li> </ul>
N Gauge Elite  Multi- Couplings for NEM Sockets	2WH0300323		<p>N Gauge Elite – MULTI Couplings for NEM - 2WH0300320</p> 	<p>Special NEM Couplings for use with either:-</p> <ul style="list-style-type: none"> <li>• Hunt Coupling Elite</li> <li>or</li> <li>• Conventional N Gauge Rapido Couplings.</li> </ul> <p>Also allows you Uncouple from Standard N Gauge Rapido Couplings With Coupling Ramps Installed On Your Track</p>

Please refer to the 'Fitting Guide for Hunt Coupling's, this is available to download at <https://westhillwagonworks.com/>









Description	Code	Product Pictures	Diagrams / Lengths	Notes / Application
TT:120 Scale Elite  Extra Close Coupling NEM Sockets	3WH0301001		TT:120 Scale Elite - Extra Close Coupling NEM Sockets - 3WH0301001   Coupling face to NEM pocket end	Extra Close couplings designed to fit into the NEM sockets of TT:120 scale locomotives and rolling stock.  <b>XC</b> mark on coupling top face of couplings
TT:120 Scale Elite  Close Coupling NEM Sockets	3WH0301002		TT:120 Scale Elite - Close Coupling NEM Sockets - 3WH0301002   Coupling face to NEM pocket end	Close couplings designed to fit into the NEM sockets of TT:120 scale locomotives and rolling stock.  <b>C</b> mark on coupling top face of couplings
TT:120 Scale Elite  Intermediate Coupling NEM Sockets	3WH0301003		TT:120 Scale Elite - Intermediate Coupling NEM Sockets - 3WH0301003   Coupling face to NEM pocket end	Intermediate length couplings designed to fit into the NEM sockets of TT:120 scale locomotives and rolling stock.  <b>I</b> mark on coupling top face of couplings

Please refer to the 'Fitting Guide for Hunt Coupling's, this is available to download at <https://westhillwagonworks.com/>








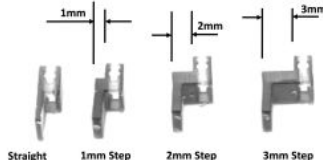
Description	Code	Product Pictures	Diagrams / Lengths	Notes / Application
TT:120 Scale Elite  Close <b>**BUCKEYE**</b> Coupling NEM Sockets	3WH0301004		TT:120 Scale Elite – Buckeye Close Coupling NEM Sockets - 3WH0301004   Coupling face to NEM pocket end	Close couplings designed to fit into the NEM sockets of TT:120 scale locomotives and rolling stock. Buckeye Coupler Representation  <b>C</b> mark on coupling top face of couplings
TT:120 Scale Elite  Close <b>**BUCKEYE**</b> Hornby HST Coupling Pack	3WH0301007		TT:120 Scale Elite – Buckeye Close Coupling NEM Sockets for Hornby HST- 3WH0301007   Coupling face to NEM pocket end	Hornby TT:120 HST  Buckeye Coupler Representation  9 Pairs of Couplings for 2 Power Cars and 8 Coaches  <b>HST</b> mark on coupling top face of couplings

Please refer to the 'Fitting Guide for Hunt Coupling's, this is available to download at <https://westhillwagonworks.com/>

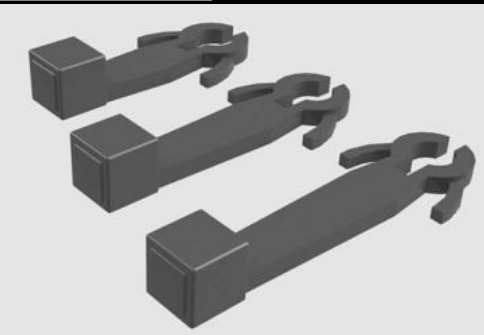




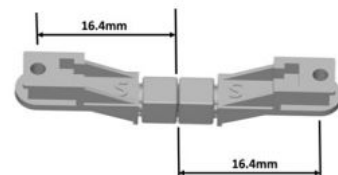


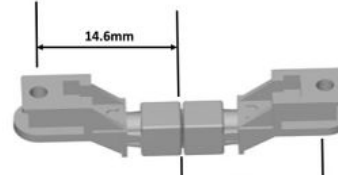

Description	Code	Product Pictures	Diagrams / Lengths	Notes / Application
OO9 Gauge Elite  for Lilliput Screw Sockets	9WH0300901		OO-9 Gauge Elite - for Lilliput Screw Sockets - 9WH0300901    Coupling face to Hole Centre	Close Couplings for Lilliput Screw type fitting <b>C</b> mark on coupling top face of couplings
OO9 Gauge Elite  Close Coupling  for Roco/Graham Farish Box Sockets	9WH0300902		OO-9 Gauge Elite – Close Couplings for Roco / Graham Farish Box Sockets - 9WH0300902    Overall Length of Each Coupling	Close Couplings to fit into Roco/GF box sockets <b>C</b> mark on coupling top face of couplings
OO9 Gauge Elite  Intermediate Coupling  for Roco/Graham Farish Box Sockets	9WH0300903		OO-9 Gauge Elite – Intermediate Couplings for Roco / Graham Farish Box Sockets - 9WH0300903    Overall Length of Each Coupling	Intermediate Couplings to fit into Roco/GF box sockets <b>I</b> mark on coupling top face of couplings

Please refer to the 'Fitting Guide for Hunt Coupling's, this is available to download at <https://westhillwagonworks.com/>









Description	Code	Product Pictures	Diagrams / Lengths	Notes / Application
OO9 Gauge Elite Close Coupling for NEM 355 pockets	9WH0300906		<p>OO-9 Gauge Elite - Close Coupling for NEM 355 Sockets - 9WH0300906</p>  <p>Coupling face to end of NEM 355 socket</p>	<p>Close Couplings for NEM 355 Sockets</p> <p><b>C</b> mark on coupling top face of couplings</p>
OO9 Gauge Elite Extra Close Coupling For NEM 355 pockets	9WH0300904		<p>OO-9 Gauge Elite - Extra Close Coupling for NEM 355 Sockets - 9WH0300904</p>  <p>Coupling face to end of NEM 355 socket</p>	<p>Extra Close Couplings for NEM 355 Sockets</p> <p><b>XC</b> mark on coupling top face of couplings</p>
OO9 Gauge Elite Ultra Close Coupling For NEM 355 pockets	9WH0300905		<p>OO-9 Gauge Elite - Ultra Close Coupling for NEM 355 Sockets - 9WH0300905</p>  <p>Coupling face to end of NEM 355 socket</p>	<p>Ultra Close Couplings for NEM 355 Sockets</p> <p><b>UC</b> mark on coupling top face of couplings</p>
OO9 Gauge NEM 355 Sockets	9WH0300907		<p>OO-9 Gauge - NEM 355 Sockets – 9WH0300907</p>  <p>Straight    1mm Step    2mm Step    3mm Step</p>	<p>NEM 355 Sockets, ideal for fitting NEM Sockets to older, scratch &amp; kit built stock</p> <p>4 x Straight 4 x 1mm Stepped 4 x 2mm Stepped 4 x 3mm Stepped</p>

Please refer to the 'Fitting Guide for Hunt Coupling's, this is available to download at <https://westhillwagonworks.com/>

Description	Code	Product Pictures	Diagrams / Lengths	Notes / Application
<p>OO/HO Elite</p> <p>Special Couplings Mixture Pack (Close, Intermediate &amp; Standard) for Roco/Rivarossi Rolling Stock</p>	4WH0300656		<p>OO/HO Gauge ELITE – Special Pack for Roco/Rivarossi Rolling Stock - 4WH0300656</p> <p>Standard  28.75mm</p> <p>Intermediate  25.5mm</p> <p>Close  21mm</p> <p>Coupling Length (each coupling)</p>	<p>Special Elite Couplings pack with clip-fitting for HO Scale Roco/ Rivarossi Locomotives and Rolling Stock.</p> <p>3 lengths – Close (21mm) Intermediate (25.5mm) Standard (28.75mm)</p>
<p>HO Scale Elite</p> <p>Standard Elite – HO Slot-Coupling for Fleishmann</p> <p>HO1</p>	5WH0300801		<p>HO Gauge ELITE – Standard Couplings for Fleishmann Locos &amp; Rolling Stock with slot &amp; pin type fitting - 5WH0300801</p>  <p>SET – HO1</p> <p>Magnet Face to Pin Centreline</p>	<p>Special Standard Couplings for Fleishmann Locos &amp; Rolling Stock with slot &amp; pin type fitting like this. (such as type 6520)</p>  <p><b>S</b> mark on coupling top face of couplings</p>
<p>HO Scale Elite</p> <p>Close Elite – HO Slot-Coupling for Fleishmann</p> <p>HO2</p>	5WH0300802		<p>HO Gauge ELITE – Close Couplings for Fleishmann Locos &amp; Rolling Stock with slot &amp; pin type fitting - 5WH0300802</p>  <p>SET – HO2</p> <p>Magnet Face to Pin Centreline</p>	<p>Special Close Couplings for Fleishmann Locos &amp; Rolling Stock with slot &amp; pin type fitting like this. (such as type 6520)</p>  <p><b>C</b> mark on coupling top face of couplings</p>

Please refer to the 'Fitting Guide for Hunt Coupling's, this is available to download at <https://westhillwagonworks.com/>

Description	Code	Product Pictures	Diagrams / Lengths	Notes / Application
HO Scale Elite  Standard Elite – HO Clip Socket- Coupling for Lima  HO3	5WH0300803		<p>HO Gauge ELITE – Standard Couplings for Lima Rolling Stock with clip socket type fitting - 5WH0300803</p>  <p>SET – HO3</p> <p>Magnet Face to Socket Centreline</p>	<p>Special Standard Couplings for Lima Rolling Stock with clip socket type fitting like this</p>  <p><b>S</b> mark on coupling top face of couplings</p>
HO Scale Elite  Close Elite – HO Clip Socket- Coupling for Lima  HO4	5WH0300804		<p>HO Gauge ELITE – Close Couplings for Lima Rolling Stock with clip socket type fitting - 5WH0300804</p>  <p>SET – HO4</p> <p>Magnet Face to Socket Centreline</p>	<p>Special Standard Couplings for Lima Rolling Stock with clip socket type fitting like this</p>  <p><b>C</b> mark on coupling top face of couplings</p>

Please refer to the 'Fitting Guide for Hunt Coupling's, this is available to download at <https://westhillwagonworks.com/>



# WEST HILL --- WAGON WORKS

West Hill Wagon Works LTD  
Unit 3b  
New Line Road  
Kirkby In Ashfield  
Nottinghamshire  
NG17 8JQ

[01623 759939](tel:01623759939)

[office@westhillwagonworks.co.uk](mailto:office@westhillwagonworks.co.uk)